

## 2026 Issue 17 From May 11 to May 15

### **New Issuance of Chinese Offshore Bonds Increased; Secondary Market Yields Decreased**

**Headline: China April CPI Up 1.2% YoY; US April CPI Hits Nearly Three-Year High**

On May 11, China announced that April CPI increased by 1.2% YoY, far exceeding expectations. On May 12, the US announced that April CPI rose 3.8% YoY, higher than expectations.

### **Exchange Rate: RMB Appreciated; USD Index Increased**

Last week, the RMB has appreciated. As of May 15, the RMB/USD middle rate closed at 6.8415, down 87.0bp from last Friday. The USD Index closed at 99.284, up 1.38% from last Friday.

### **Interest Rate: Chinese Government Bond Yields Increased; US Treasury Yields Increased**

Last week, China Government Bond yields increased. Due to selling pressures in the US Treasury market driven by rate hike expectations, US Treasury yields increased.

### **Chinese Offshore Bond Market**

#### **Primary Market: New Issuance of Chinese Offshore Bonds Increased**

From May 11 to May 15, Chinese enterprises issued 39 new bonds in the offshore market, totaling about USD4.17 billion, an increase of 1119.33% from last week. Among them, financial institutions were the main issuers, issuing a total of USD2.764 billion in bonds.

#### **Secondary Market: Return on Chinese USD Bonds Decreased**

As of May 15, the return rate of Chinese USD bonds decreased by 35.0bp to 0.66% to compared to last Friday, among which the return rate of investment-grade bonds decreased by 44.0bp to 0.64%, while the return rate of high-yield bonds increased by 35.0bp to 0.8%.

#### **Rating Actions: CCXAP Assigned Credit Ratings to 2 Chinese Entities**

CCXAP assigned first-time long-term credit ratings to 2 Chinese entities, Jiangsu Haizhou Bay Holding Group Co., Ltd. and Kangda International Environmental Company Limited.



## Analyst Contacts

**Saul Zuo**  
852-2810 7142  
[saul\\_zuo@ccxap.com](mailto:saul_zuo@ccxap.com)

**Natalie Xu**  
852-2810 7142  
[natalie\\_xu@ccxap.com](mailto:natalie_xu@ccxap.com)

## Other Contacts

**Peter Chong**  
852-2860 7124  
[peter\\_chong@ccxap.com](mailto:peter_chong@ccxap.com)

## Headline: China April CPI up 1.2% YoY; US April CPI hits nearly three-year high

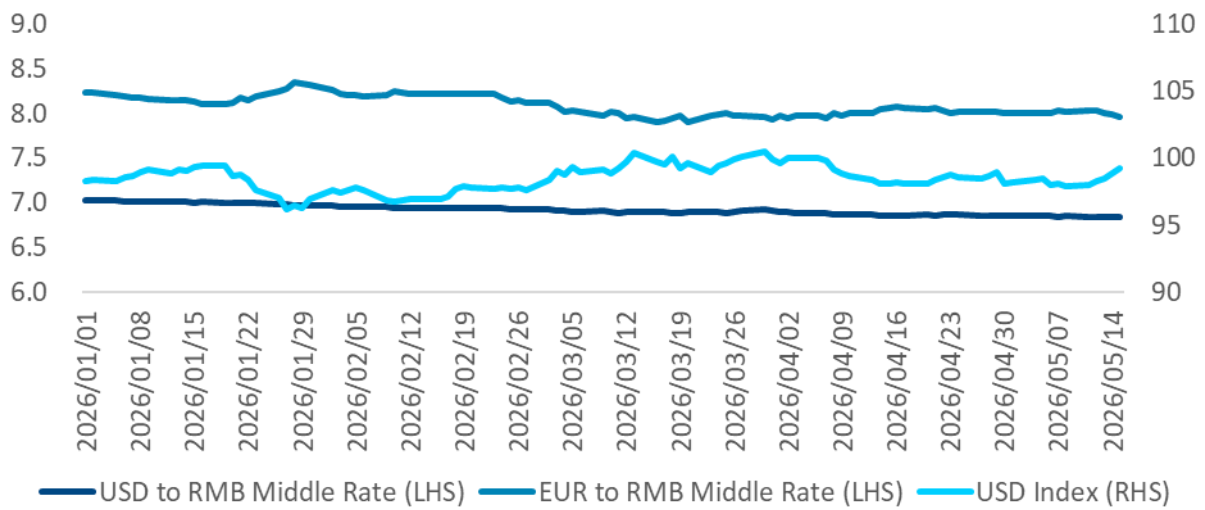
On May 11, China announced its April CPI, which increased by 1.2% YoY, far exceeding expectations, driven by changes in international crude oil prices and increased travel demand during the holiday. Specifically, urban areas rose by 1.2%, rural areas by 1.0%; food prices fell by 1.6%, non-food prices rose by 1.8%; consumer goods prices rose by 1.4%, services prices rose by 0.9%. The national CPI rose by 0.9% compared to the same period last year. On a MoM basis, the national CPI rose by 0.3%. Within this, urban areas rose by 0.3%, rural areas by 0.1%; food prices fell by 1.6%, non-food prices rose by 0.7%; consumer goods prices rose by 0.1%, services prices rose by 0.5%. Meanwhile, driven by factors such as rapidly rising international commodity prices, increased demand in some domestic industries, and continuous optimization of market competition order, the Producer Price Index (PPI) rose by 1.7% MoM and 2.8% YoY in April, with both increases expanding compared to the previous month.

On May 12, the US announced that April CPI rose 3.8% YoY, higher than expectations, hitting the highest level since May 2023. The MoM increase was 0.6%, in line with expectations but down from the previous reading of 0.9%. The conflict in the Middle East pushing gasoline prices higher was the main driver of this inflation acceleration. Excluding food and energy, core CPI rose 2.8% YoY, exceeding the expected 2.7% and marking the highest level since September 2025; core CPI rose 0.4% MoM, also above expectations of 0.3% and the prior reading of 0.2%. Behind this upside surprise were multiple factors: the impact of the Middle East conflict is permeating the price system through energy, airfares, and transportation costs; memory chip costs are surging uncontrollably due to the ongoing "AI race"; and the BLS made a one-time correction to rental and housing data distorted by last October's government shutdown, which also caused technical disruptions to this month's data.

## Exchange Rate: RMB appreciated; USD Index increased

In the past week, the RMB has appreciated. As of May 15, the RMB/USD middle rate closed at 6.8415, down 87.0bp from last Friday. The RMB/EUR middle rate closed at 7.9534, down 605.0bp from last Friday. The USD Index closed at 99.284, up 1.38% from last Friday.

Figure 1: RMB exchange rate

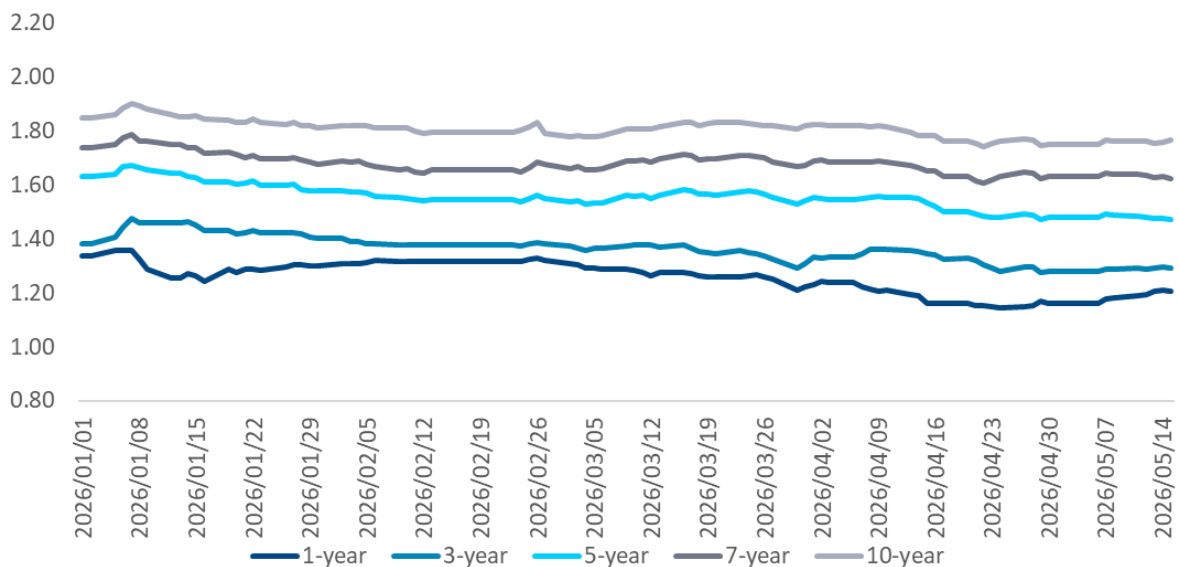


Sources: CCXAP research

### Interest Rate: Chinese Government Bond yields increased; US Treasury yields increased

In the past week, China Government Bond yields generally increased. As of May 15, the 1-year, 3-year, 5-year, 7-year, and 10-year China Government Bond yields were 1.2066%, 1.2917%, 1.4703%, 1.6229%, and 1.7658%, respectively. Compared to last Friday, the 1-year yield increased by 2.52bp, the 3-year yield increased by 0.27bp, the 5-year yield decreased by 1.62bp, the 7-year yield decreased by 1.58bp, and the 10-year yield increased by 0.27bp.

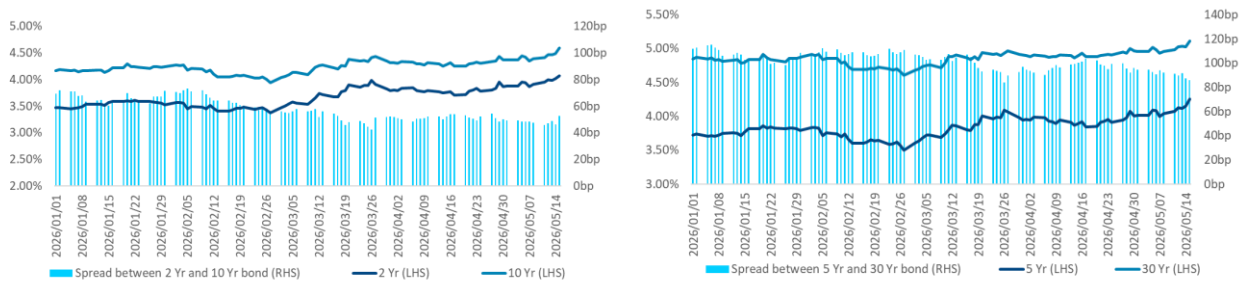
Figure 2: China Government Bond yields



Sources: CCXAP research

Due to selling pressures in the US Treasury market driven by rate hike expectations, US Treasury yields increased. As of May 15, the 2-year, 5-year, 10-year, and 30-year US treasury yields were 4.0687%, 4.2580%, 4.5934%, and 5.1157%, respectively. Up 15.75bp, 21.71bp, 20.73bp, and 15.51bp from last Friday. For US Treasury yield spreads, the spread between the 2-year and 10-year Treasury notes widened by 4.98bp to 52.47bp compared to last Friday, and the spread between the 5-year and 30-year Treasury bonds narrowed by 6.20bp to 85.77bp compared to last Friday.

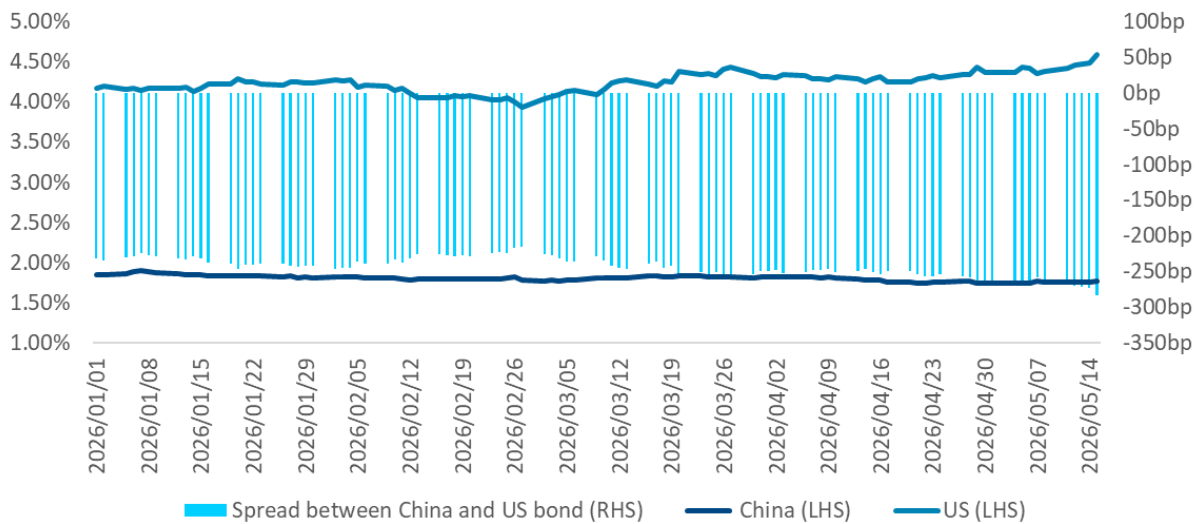
Figure 3: US Treasury yields and yield spreads



Sources: CCXAP research

As of May 15, the 10-year Treasury bond interest rate gap between China and the US was -282.8bp, narrowing by 20.5bp from last Friday and widening by 50.8bp from the beginning of the year.

Figure 4: Yield spread between 10-year note of China and US



Sources: CCXAP research

## Primary Market: new issuance of Chinese offshore bonds increased

From May 11 to May 15, Chinese enterprises issued 39 new bonds in the offshore market, totaling about USD4.17 billion, an increase of 1119.33% from last week. Among them, financial institutions were the main issuers, issuing a total of USD2.764 billion in bonds.

**Table 1: New issuance of Chinese offshore bonds (20260511-20260515)**

Announcement date	Obligor	Currency	Amount	Coupon (%)	Maturity	Tenor	Industry	Issuer Rating	Issue Rating
2026/5/11	Bank of China Ltd/Panama	USD	500	SOFR+35	2029/5/18	3	Banks	-/-/-	A1/-/A
2026/5/11	China Securities International Finance Holding Co Ltd	USD	132	4.05	2026/8/18	92D	Financials	-/BBB+/BBB+	-/-/-
2026/5/11	China Securities International Finance Holding Co Ltd	USD	100	4.1	2026/11/19	184D	Financials	-/BBB+/BBB+	-/-/-
2026/5/11	CITIC Securities International Co Ltd	USD	10	0	2026/8/18	92D	Financials	-/BBB+/-	-/-/-
2026/5/11	CITIC Securities International Co Ltd	USD	2	0	2031/5/21	5	Financials	-/BBB+/-	-/-/-
2026/5/11	CITIC Securities International Co Ltd	USD	10	0	2027/5/14	361D	Financials	-/BBB+/-	-/-/-
2026/5/11	GF Holdings Hong Kong Corp Ltd	HKD	100	3.1	2026/11/10	176D	Financials	-/BBB/BBB	-/-/-
2026/5/11	Guotai Junan International Holdings Ltd	USD	160	4.14	2027/4/19	336D	Financials	Baa2/BBB+/-	-/-/-
2026/5/11	Guotai Junan International Holdings Ltd	USD	138	4.14	2027/2/18	276D	Financials	Baa2/BBB+/-	-/-/-
2026/5/11	ICBCIL Finance Co Ltd	CNY	1,000	1.88	2031/5/18	5	Financials	A1/A/A	A1/-/A
2026/5/11	ICBCIL Finance Co Ltd	USD	600	SOFR+48	2029/5/18	3	Financials	A1/A/A	A1/-/A
2026/5/11	Xuchang City Investment Group Co Ltd	USD	103	6.8	2029/5/19	3	Chengtou	-/-/-	-/-/-
2026/5/12	China International Capital Corp International Ltd	USD	64	4.16	2027/2/17	274D	Financials	Baa1/BBB+/BBB+	-/-/-
2026/5/12	China International Capital Corp International Ltd	USD	10	4.05	2026/8/12	89D	Financials	Baa1/BBB+/BBB+	-/-/-
2026/5/12	CITIC Securities International Co Ltd	USD	3	0	2031/5/22	5	Financials	-/BBB+/-	-/-/-
2026/5/12	CITIC Securities International Co Ltd	CNY	300	0	2026/8/27	104D	Financials	-/BBB+/-	-/-/-
2026/5/12	CITIC Securities International Co Ltd	CNY	300	0	2026/8/27	104D	Financials	-/BBB+/-	-/-/-
2026/5/12	GF Holdings Hong Kong Corp Ltd	HKD	60	3.12	2026/11/10	180D	Financials	-/BBB/BBB	-/-/-
2026/5/12	Global New Material International Holdings Ltd	JPY	4,630	3.6	2028/5/19	2	Materials	-/-/-	-/-/-
2026/5/12	Greentown China Holdings Ltd	USD	300	7	2029/5/19	3	Real Estate	B1/BB-/-	B1/-/-
2026/5/12	Longkou City Investment Co Ltd	CNY	710	3.5	2029/5/15	3	Chengtou	-/-/-	-/-/-
2026/5/12	Shandong Hi-Speed Group Co Ltd	USD	300	4.25	2029/5/15	3	Industrials	A3/-/A	-/-/A
2026/5/12	TF International Securities Group Ltd	USD	8	4	2026/8/14	92D	Financials	-/-/BBB-	-/-/-
2026/5/13	CCB International Holdings Ltd	CNY	70	1.63	2026/8/20	91D	Financials	A2/-/A	-/-/-
2026/5/13	China Securities International Finance Holding Co Ltd	USD	60	4.05	2026/8/19	92D	Financials	-/BBB+/BBB+	-/-/-
2026/5/13	CITIC Securities International Co Ltd	CNY	100	0	2031/5/23	5	Financials	-/BBB+/-	-/-/-
2026/5/13	CITIC Securities International Co Ltd	CNY	1,340	2.15	2031/5/20	5	Financials	-/BBB+/-	-/-/-
2026/5/14	Anqing Shengtang Investment Holdings Group Co Ltd	CNY	440	1.9	2029/5/21	3	Chengtou	-/-/-	-/-/-
2026/5/14	China International Capital Corp International Ltd	USD	50	4.1	2026/9/1	103D	Financials	Baa1/BBB+/BBB+	-/-/-
2026/5/14	CITIC Securities International Co Ltd	USD	5	0	2026/11/21	184D	Financials	-/BBB+/-	-/-/-
2026/5/14	CITIC Securities International Co Ltd	USD	5	0	2027/5/18	362D	Financials	-/BBB+/-	-/-/-

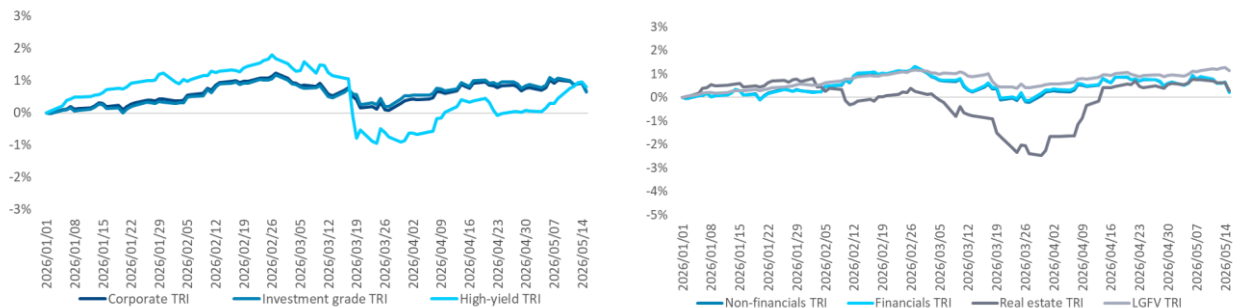
2026/5/14	CITIC Securities International Co Ltd	CNY	7	0	2029/5/18	3	Financials	-/BBB+/-	-/-/-
2026/5/14	Haitong International Securities Group Ltd	HKD	282	3.2	2026/8/27	92D	Financials	-/BBB/-	-/-/-
2026/5/14	TF International Securities Group Ltd	USD	300	5.1	2028/5/21	2	Financials	-/-/BBB-	-/-/-
2026/5/14	Xiaogan Gaochuang Investment Co Ltd	CNY	1,420	3.1	2029/5/21	3	Chengtou	-/-/-	-/-/-
2026/5/14	Zibo Zhangdian District Stateowned Assets Operation Co Ltd	CNY	200	6.18	2029/5/19	3	Chengtou	-/-/-	-/-/-
2026/5/15	Bank of China Ltd/Hong Kong	USD	100	4.18	2029/5/22	3	Banks	A1/-/-	-/-/-
2026/5/15	Guosen HK Financial Products Co Ltd	HKD	45	7	2027/5/15	365D	Financials	-/BBB/BBB+	-/-/-
2026/5/15	Guosen HK Financial Products Co Ltd	HKD	68	7	2027/5/15	365D	Financials	-/BBB/BBB+	-/-/-

Sources: CCXAP research

## Secondary Market: return on Chinese USD bonds decreased

As of May 15, the year-to-date return<sup>1</sup> of Chinese USD bonds decreased by 35.0bp to 0.66% compared to last Friday, among which the return rate of investment-grade bonds decreased by 44.0bp to 0.64%, while the return rate of high-yield bonds increased by 35.0bp to 0.8%. By industry, the return rate of non-financial bonds was 0.22%, down 66.0bp from last Friday. The return rate of financial bonds was 0.22%, down 67.0bp. The return rate of real estate was 0.29%, down 46.0bp. The return rate of Chengtou was 1.14%, down 1.0bp.

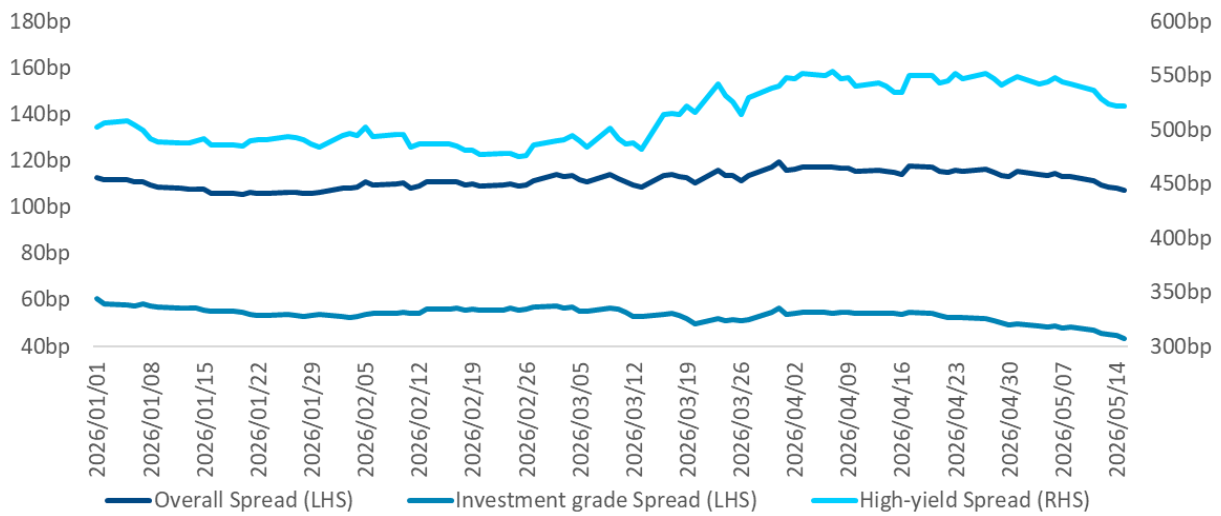
**Figure 5: YTD return on Markit iBoxx Chinese USD bond index**



Sources: CCXAP research

As of May 15, the spread of Chinese USD bonds narrowed by 5.9bp to 107.14bp from last Friday, among which the spread of investment-grade bonds narrowed by 4.8bp to 43.3bp, and the spread of high-yield bonds narrowed by 20.6bp to 522.12bp.

<sup>1</sup> Year-to-date return measures the return since January 1, 2026

**Figure 6: Yield Spreads of Bloomberg Barclays Chinese USD bond index**


Sources: CCXAP research

From May 11 to May 15, the following table shows the 10 bonds with the largest yield increases. Among them, the yield of Chengdu Dongjin Huaitou Integrated Industrial Investment Co., Ltd. changed the most.

**Table 2: Chinese offshore bonds with largest increase in yield (20260511-20260515)**

Security Name	Obligor	Last Price (USD)	Years to Maturity	Yield to Convention	Yield Change
CHDOHU 7.4 05/20/26	Chengdu Dongjin Huaitou Integrated Industrial Investment Co., Ltd.	99.927	0.01	32.869	38.8841M
FOSUNI 5 05/18/26	Fosun International Limited	100.215	0.01	-20.258	1.0073M
SDECDI 2.4 06/03/26	Shandong Finance Investment Group Co., Ltd.	99.5	0.04	16.147	953.9
EHICAR 7 09/21/26	eHi Car Services Limited	69.828	0.35	136.34	610.7
ICBCAS Float 06/02/26	Industrial and Commercial Bank of China (New Zealand) Limited	100.018	0.04	3.114	344.5
SHUION 5 ½ 06/29/26	Shui On Land Limited	100.171	0.12	3.147	293.1
FWDGHD 6.675 PERP	FWD Group Limited	100.791	PERP	2.591	141.3
PINGRE 3.45 07/29/26	Ping An Real Estate Capital Co., Ltd.	99.283	0.19	7.166	130.2
EHICAR 10 10/14/29	eHi Car Services Limited	49.333	3.41	43.287	120.4
WESCHI 9.9 12/04/28	China West Cement Co., Ltd.	91.168	2.55	14.156	91.8

Note: M in the rate of return change represents 1000; all defaulting entities have been excluded

Sources: CCXAP research

## Rating Actions: CCXAP assigned credit ratings to 2 Chinese entities

On May 14, CCXAP assigned first-time long-term credit rating of A<sub>g</sub> to Jiangsu Haizhou Bay Holding Group Co., Ltd. (“Haizhou Bay Holding”), with stable outlook.

On May 15, CCXAP assigned first-time long-term credit rating of BB<sub>g</sub>+ to Kangda International Environmental Company Limited (“Kangda”), with stable outlook.

**Table 3: CCXAP's rating actions of cross-border issuer (20260511-20260515)**

Rating Date	Obligor	Entity Rating	Rating Rational
2026/5/14	Haizhou Bay Holding	A <sub>g</sub>	The rating reflects the Company's (1) full ownership by the Lianyungang Municipal Government as the core entity in the infrastructure construction and state-owned asset operation in the eastern area of Lianyungang City; (2) good track record of receiving government support; and (3) diversified funding channels. However, the rating is constrained by the Company's (1) high risk exposure to commercial activities, especially in tourism and property development business; (2) increasing debt burden driven by capital-intensive and large-scale construction projects; and (3) moderate asset liquidity.
2026/5/15	Kangda	BB <sub>g</sub> <sup>+</sup>	The rating reflects the Company's (1) stable business profile with long-term concession periods and low concentration risk; (2) steady sewage treatment volume and capacity; and (3) stable revenue growth and profitability. However, the rating is constrained by (1) fragmented sewage treatment industry dominated by state-owned enterprises (SOEs); (2) the Company's exposure to local government payment collection risk; (3) relatively high debt leverage; and (4) moderate credit metrics.

Source: CCXAP research

From May 11 to May 15, rating agencies took positive rating action on 1 Chinese issuer.

**Table 4: Rating actions of cross-border issuer (20260511-20260515)**

Entity	Sector	Latest Rating			Last Rating			Rating Agency	Reason of Change Outlook	
		Entity Rating	Outlook		Entity Rating	Outlook	Date			
<b>Offshore Rating :</b>										
<b>Upgrade</b>	Yiwu State-owned Capital Operation Co., Ltd.	Chengt ou	A <sub>g</sub> <sup>+</sup>	Stable	2026/05/12	A <sub>g</sub>	Stable	2025/06/12	CCXAP	Enhanced support capabilities in the company's region

Source: CCXAP research

Copyright © 2026 China Chengxin (Asia Pacific) Credit Ratings Company Limited (“CCXAP”). All rights reserved.

No part of this publication may be reproduced, resold, or redistributed in any form or by any means, without prior written permission of CCXAP.

A credit rating is the analytical result of current credit worthiness and forward-looking opinion on the credit risk of a rated entity or a debt issue. Credit ratings issued by CCXAP are opinions on the current and relative future credit risk of the rated entities or debt issues, but do not address any other risks, including but not limited to liquidity risk, market price risk, and interest rate risk.

Credit ratings, non-credit assessments, and other opinions included in CCXAP’s publications are not recommendations for investors to buy, sell, or hold particular securities, nor measurements of market value of the rated entities or debt issues. While obtaining information from sources it believes to be reliable, CCXAP does not perform audit and undertakes no duty of independent verification or validation of the information it receives from the rated entities or third-party sources.

All information contained herein belongs to CCXAP and is subject to change without prior notice by CCXAP. CCXAP considers the information contained herein to be accurate and reliable. However, all information is provided on an "as is" and "as available" basis and CCXAP does not guarantee accuracy, adequacy, completeness, or timeliness of the information included in CCXAP’s publications.

To the extent where legally permissible, CCXAP and its directors, officers, employees, agents and representatives disclaim liability to any person or entity (i) for any direct or compensatory losses or damages, including but not limited to by any negligence on the part of, and any contingency within or beyond the control of CCXAP or any of its directors, officers, employees, agents or representatives, arising from or in connection with the information contained herein or the use of or inability to use any such information; and (ii) for any indirect, special, consequential, or incidental losses or damages whatsoever arising from or in connection with the information contained herein or the use of or inability to use any such information, even if CCXAP or any of its directors, officers, employees, agents or representatives is advised in advance of the possibility of such losses or damages.

---

### China Chengxin (Asia Pacific) Credit Ratings Company Limited

Address: Suites 1904-1909, 19/F, Jardine House,  
1 Connaught Place, Central, Hong Kong

Website: [www.ccxap.com](http://www.ccxap.com)

Email: [info@ccxap.com](mailto:info@ccxap.com)

Tel: +852-2860 7111

Fax: +852-2868 0656